



Luxlink

201

5° / 10° / 15°



The Luxlink201 is a compact yet powerful motorized light with remote control. Its minimalist design and small footprint make it an ideal solution for space-constrained environments, without compromising on light output or quality. The Luxlink201 offers three fixed color temperature (CCT) options, delivering up to 2100 lumens of brightness, with a variety of fixed beam choices.

| FEATURES

350° Panning, ±90° Tilt Electric Adjustment

- This device supports 350° panning and ±90° vertical tilting, allowing for flexible adjustment of the light's projection direction to meet various lighting needs.

Wireless Control

- Operates remotely via wireless control, offering a more flexible user experience.

Position And Lighting Scene Recall

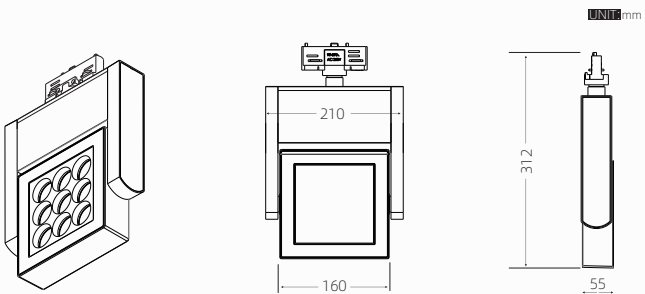
- The device supports a memory function, allowing for multiple preset positions and lighting scenes. These can be quickly recalled as needed, making it easy to switch between different lighting modes to suit varying environmental needs.

Compact Minimalist Design

- Featuring a modern minimalist design, the device has a clean, stylish appearance and a compact size, allowing it to seamlessly blend with various interior décor styles without taking up excessive space.

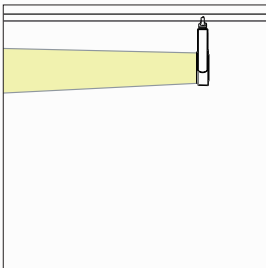
High-Quality Components

- All components are made using high-quality materials and advanced technology to ensure durability, stable long-term operation, and excellent performance for an enhanced user experience.

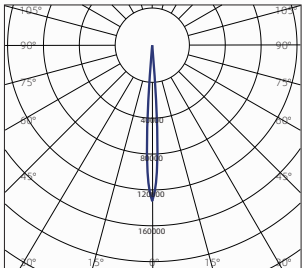


| PERFORMANCE DATA

Beam angle	5°
Luminous flux	3045lm
Peak intensity	169401 cd
Light source	SMD
LED power	60 W
Luminous efficacy	55.6 lm/W
Dynamic power	65 W
CCT	2700K 3000K 4000K



Distance (m)	Beam Diameter (m)	Peak Intensity (cd)
1m	0.11m	169401lx
2m	0.22m	42350lx
3m	0.33m	18822lx
4m	0.44m	10587lx
5m	0.55m	6776lx



| MECHANICAL & MOUNTING

IP	IP20	Lifetime	L90 50,000 hrs min
Adjustability	350° Pan, ±90° Tilt	Warranty	3 Years
Weight	~ 2.40kg	Accessories	Holder
Material	Aluminum	Mounting	Track
Power source	CV Power Supply		

| ORDER CODE

MODEL	POWER	CCT	BEAM ANGLE	DIM OPTIONS	MOTO OPTIONS	Finish
Luxlink201	65 65W	27 2700K 30 3000K 40 4000K	05 5°	C CASAMBI DMX DMX512 L Luxlink APP DALI DALI 010 0-10V	C CASAMBI DMX DMX512 L Luxlink APP	WH 白色 BK 黑色



The Luxlink201 is a compact yet powerful motorized light with remote control. Its minimalist design and small footprint make it an ideal solution for space-constrained environments, without compromising on light output or quality. The Luxlink201 offers three fixed color temperature (CCT) options, delivering up to 2100 lumens of brightness, with a variety of fixed beam choices.

| FEATURES

350° Panning, ±90° Tilt Electric Adjustment

- This device supports 350° panning and ±90° vertical tilting, allowing for flexible adjustment of the light's projection direction to meet various lighting needs.

Wireless Control

- Operates remotely via wireless control, offering a more flexible user experience.

Position And Lighting Scene Recall

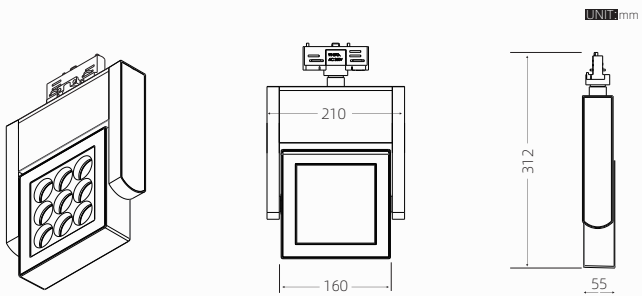
- The device supports a memory function, allowing for multiple preset positions and lighting scenes. These can be quickly recalled as needed, making it easy to switch between different lighting modes to suit varying environmental needs.

Compact Minimalist Design

- Featuring a modern minimalist design, the device has a clean, stylish appearance and a compact size, allowing it to seamlessly blend with various interior décor styles without taking up excessive space.

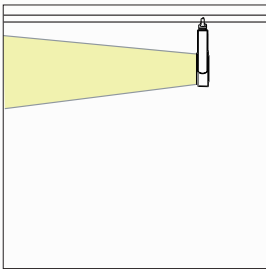
High-Quality Components

- All components are made using high-quality materials and advanced technology to ensure durability, stable long-term operation, and excellent performance for an enhanced user experience.

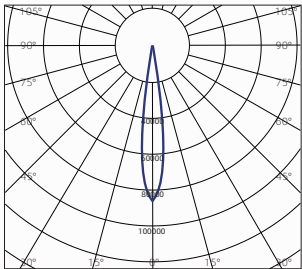


| PERFORMANCE DATA

Beam angle	10°
Luminous flux	3450lm
Peak intensity	82300 cd
Light source	SMD
LED power	60 W
Luminous efficacy	62.7 lm/W
Dynamic power	65 W
CCT	2700K 3000K 4000K



Distance (m)	Beam Diameter (m)	Intensity (cd)
1m	0.18m	82300lx
2m	0.36m	20575lx
3m	0.54m	9145lx
4m	0.72m	5153lx
5m	0.90m	3292lx



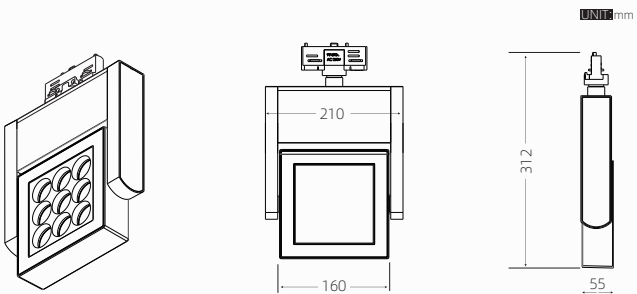
| MECHANICAL & MOUNTING

IP	IP20	Lifetime	L90 50,000 hrs min
Adjustability	350° Pan, ±90° Tilt	Warranty	3 Years
Weight	~ 2.40kg	Accessories	Holder
Material	Aluminum	Mounting	Track
Power source	CV Power Supply		

| ORDER CODE

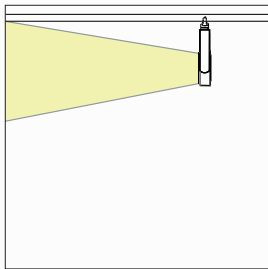
MODEL	POWER	CCT	BEAM ANGLE	DIM OPTIONS	MOTO OPTIONS	Finish
Luxlink201	65 65W	27 2700K 30 3000K 40 4000K	10 10°	C CASAMBI DMX DMX512 L Luxlink APP DALI DALI 010 0-10V	C CASAMBI DMX DMX512 L Luxlink APP	WH 白色 BK 黑色

| FEATURES

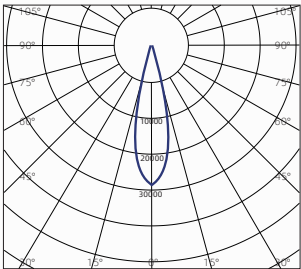


| PERFORMANCE DATA

Beam angle	15°
Luminous flux	3560lm
Peak intensity	28226 cd
Light source	SMD
LED power	60 W
Luminous efficacy	59 lm/W
Dynamic power	65 W
CCT	2700K 3000K 4000K



65W 15° LED		
1m	0.28m	28226lx
2m	0.56m	7057lx
3m	0.84m	3136lx
4m	1.12m	1765lx
5m	1.4m	1130lx



| MECHANICAL & MOUNTING

IP	IP20	Lifetime	L90 50,000 hrs min
Adjustability	350° Pan, ±90° Tilt	Warranty	3 Years
Weight	~ 2.40kg	Accessories	Holder
Material	Aluminum	Mounting	Track
Power source	CV Power Supply		

| ORDER CODE

MODEL	POWER	CCT	BEAM ANGLE	DIM OPTIONS	MOTO OPTIONS	Finish
Luxlink201	65 65W	27 2700K 30 3000K 40 4000K	15 15°	C CASAMBI DMX DMX512 L Luxlink APP DALI DALI 010 0-10V	C CASAMBI DMX DMX512 L Luxlink APP	WH 白色 BK 黑色