



Luxlink

701

6° / 10° / 10° ~ 40°



The Luxlink701 is a compact yet powerful motorized light with remote control. Its minimalist design and small footprint make it an ideal solution for space-constrained environments, without compromising on light output or quality. The Luxlink701 offers three fixed color temperature (CCT) options, delivering up to 2100 lumens of brightness, with a variety of fixed beam choices. Additionally, the Lensvector-driven zoom function provides precise beam control and enhanced flexibility to meet diverse application needs.

| FEATURES

360° Panning, ±35° Tilt Electric Adjustment

- This device supports 350° panning and ±90° vertical tilting, allowing for flexible adjustment of the light's projection direction to meet various lighting needs.

Wireless Control

- Operates remotely via wireless control, offering a more flexible user experience.

Position And Lighting Scene Recall

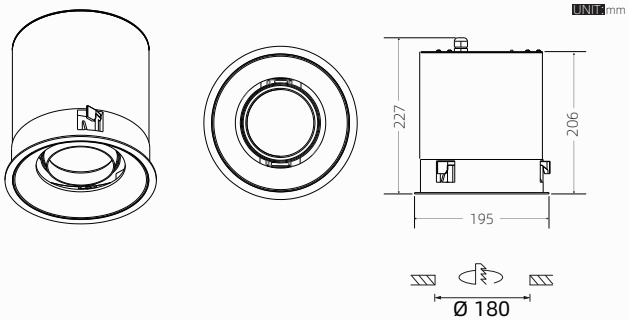
- The device supports a memory function, allowing for multiple preset positions and lighting scenes. These can be quickly recalled as needed, making it easy to switch between different lighting modes to suit varying environmental needs.

Compact Minimalist Design

- Featuring a modern minimalist design, the device has a clean, stylish appearance and a compact size, allowing it to seamlessly blend with various interior décor styles without taking up excessive space.

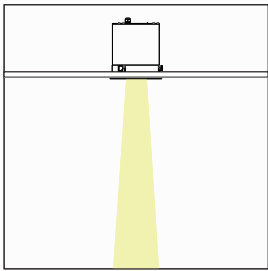
High-Quality Components

- All components are made using high-quality materials and advanced technology to ensure durability, stable long-term operation, and excellent performance for an enhanced user xperience.

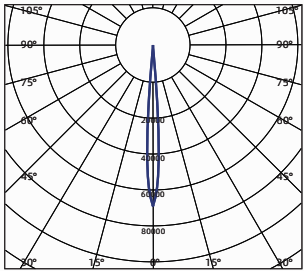


| PERFORMANCE DATA

Beam angle	6°
Luminous flux	723 lm
Peak intensity	68000 cd
Light source	SMD
LED power	20 W
Luminous efficacy	46 lm/W
Dynamic power	25 W
CCT	2700K 3000K 4000K



Distance	Beam Diameter	Intensity
1m	0.1m	68000lx
2m	0.2m	17000lx
3m	0.3m	7556lx
4m	0.4m	4250lx
5m	0.5m	2720lx



| MECHANICAL & MOUNTING

IP	IP20	Lifetime	L90 50,000 hrs min
Adjustability	360° Pan, ±35° Tilt	Warranty	3 Years
Weight	~ 2.40kg	Accessories	Holder
Material	Aluminum	Mounting	Recessed
Power source	CV Power Supply		

| ORDER CODE

MODEL	POWER	CCT	BEAM ANGLE	DIM OPTIONS	MOTO OPTIONS	Finish
Luxlink701	25 30W	27 2700K 30 3000K 40 4000K	06 6°	C CASAMBI DMX DMX512 L Luxlink APP DALI DALI 010 0-10V	C CASAMBI DMX DMX512 L Luxlink APP	WH 白色 BK 黑色



The Luxlink701 is a compact yet powerful motorized light with remote control. Its minimalist design and small footprint make it an ideal solution for space-constrained environments, without compromising on light output or quality. The Luxlink701 offers three fixed color temperature (CCT) options, delivering up to 2100 lumens of brightness, with a variety of fixed beam choices. Additionally, the Lensvector-driven zoom function provides precise beam control and enhanced flexibility to meet diverse application needs.

| FEATURES

360° Panning, ±35° Tilt Electric Adjustment

- This device supports 350° panning and ±90° vertical tilting, allowing for flexible adjustment of the light's projection direction to meet various lighting needs.

Wireless Control

- Operates remotely via wireless control, offering a more flexible user experience.

Position And Lighting Scene Recall

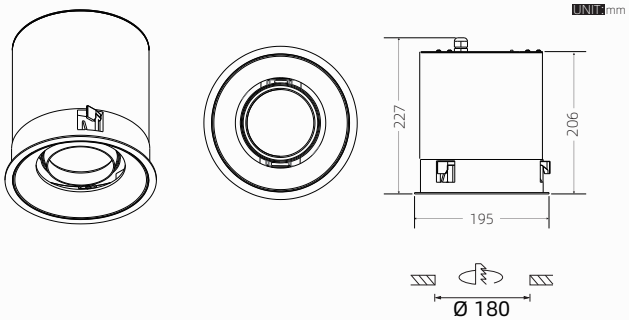
- The device supports a memory function, allowing for multiple preset positions and lighting scenes. These can be quickly recalled as needed, making it easy to switch between different lighting modes to suit varying environmental needs.

Compact Minimalist Design

- Featuring a modern minimalist design, the device has a clean, stylish appearance and a compact size, allowing it to seamlessly blend with various interior décor styles without taking up excessive space.

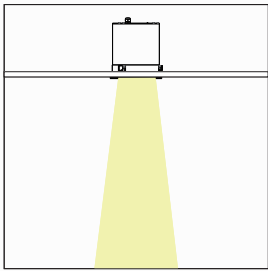
High-Quality Components

- All components are made using high-quality materials and advanced technology to ensure durability, stable long-term operation, and excellent performance for an enhanced user xperience.

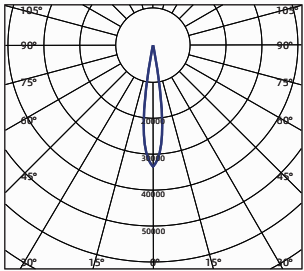


| PERFORMANCE DATA

Beam angle	10°
Luminous flux	1869 lm
Peak intensity	57797 cd
Light source	COB
LED power	25 W
Luminous efficacy	55 lm/W
Dynamic power	30 W
CCT	2700K 3000K 4000K



30W 10°			LED
1m	0.18m	57797lx	
2m	0.36m	14449lx	
3m	0.54m	6422lx	
4m	0.72m	3612lx	
5m	0.90m	2311lx	



| MECHANICAL & MOUNTING

IP	IP20	Lifetime	L90 50,000 hrs min
Adjustability	360° Pan, ±35° Tilt	Warranty	3 Years
Weight	~ 2.40kg	Accessories	Holder
Material	Aluminum	Mounting	Recessed
Power source	CV Power Supply		

| ORDER CODE

MODEL	POWER	CCT	BEAM ANGLE	DIM OPTIONS	MOTO OPTIONS	Finish
Luxlink701	30 30W	27 2700K 30 3000K 40 4000K	10 10°	C CASAMBI DMX DMX512 L Luxlink APP DALI DALI 010 0-10V	C CASAMBI DMX DMX512 L Luxlink APP	WH 白色 BK 黑色



The Luxlink701 is a compact yet powerful motorized light with remote control. Its minimalist design and small footprint make it an ideal solution for space-constrained environments, without compromising on light output or quality. The Luxlink701 offers three fixed color temperature (CCT) options, delivering up to 2100 lumens of brightness, with a variety of fixed beam choices. Additionally, the Lensvector-driven zoom function provides precise beam control and enhanced flexibility to meet diverse application needs.

| FEATURES

360° Panning, ±35° Tilt Electric Adjustment

- This device supports 350° panning and ±90° vertical tilting, allowing for flexible adjustment of the light's projection direction to meet various lighting needs.

Wireless Control

- Operates remotely via wireless control, offering a more flexible user experience.

Position And Lighting Scene Recall

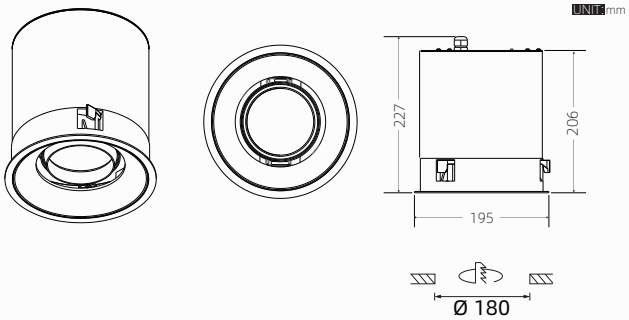
- The device supports a memory function, allowing for multiple preset positions and lighting scenes. These can be quickly recalled as needed, making it easy to switch between different lighting modes to suit varying environmental needs.

Compact Minimalist Design

- Featuring a modern minimalist design, the device has a clean, stylish appearance and a compact size, allowing it to seamlessly blend with various interior décor styles without taking up excessive space.

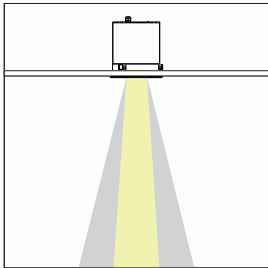
High-Quality Components

- All components are made using high-quality materials and advanced technology to ensure durability, stable long-term operation, and excellent performance for an enhanced user xperience.

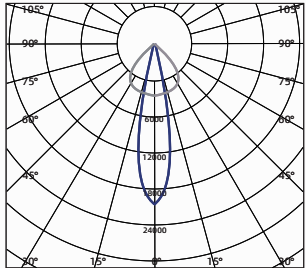


| PERFORMANCE DATA

Beam angle	10°-40°
Luminous flux	1650 lm
Peak intensity	21464 cd
Light source	COB
LED power	30 W
Luminous efficacy	54 lm/W
Dynamic power	35 W
CCT	2700K 3000K 4000K



35W 10°-40°	LED
1m 0.17m 21464lx 2559lx	
2m 0.34m 5366lx 640lx	
3m 0.52m 2385lx 285lx	
4m 0.59m 1342lx 160lx	
5m 0.86m 858lx 103lx	



| MECHANICAL & MOUNTING

IP	IP20	Lifetime	L90 50,000 hrs min
Adjustability	360° Pan, ±35° Tilt	Warranty	3 Years
Weight	~ 2.40kg	Accessories	Holder
Material	Aluminum	Mounting	Recessed
Power source	CV Power Supply		

| ORDER CODE

MODEL	POWER	CCT	BEAM ANGLE	DIM OPTIONS	MOTO OPTIONS	Finish
Luxlink701	35 35W	27 2700K 30 3000K 40 4000K	Z 10°-40°	C CASAMBI DMX DMX512 L Luxlink APP DALI DALI 010 0-10V	C CASAMBI DMX DMX512 L Luxlink APP	WH 白色 BK 黑色



The Luxlink701 is a compact yet powerful motorized light with remote control. Its minimalist design and small footprint make it an ideal solution for space-constrained environments, without compromising on light output or quality. The Luxlink701 offers three fixed color temperature (CCT) options, delivering up to 2100 lumens of brightness, with a variety of fixed beam choices. Additionally, the Lensvector-driven zoom function provides precise beam control and enhanced flexibility to meet diverse application needs.

| FEATURES

360° Panning, ±35° Tilt Electric Adjustment

- This device supports 350° panning and ±90° vertical tilting, allowing for flexible adjustment of the light's projection direction to meet various lighting needs.

Wireless Control

- Operates remotely via wireless control, offering a more flexible user experience.

Position And Lighting Scene Recall

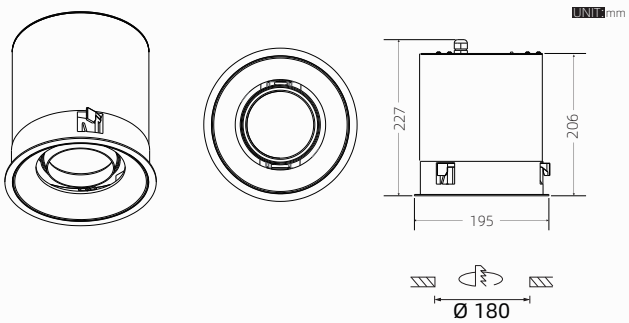
- The device supports a memory function, allowing for multiple preset positions and lighting scenes. These can be quickly recalled as needed, making it easy to switch between different lighting modes to suit varying environmental needs.

Compact Minimalist Design

- Featuring a modern minimalist design, the device has a clean, stylish appearance and a compact size, allowing it to seamlessly blend with various interior décor styles without taking up excessive space.

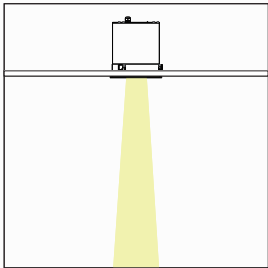
High-Quality Components

- All components are made using high-quality materials and advanced technology to ensure durability, stable long-term operation, and excellent performance for an enhanced user xperience.

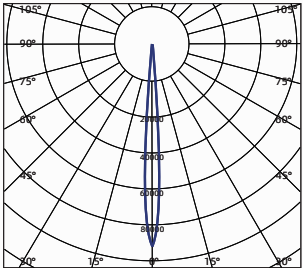


| PERFORMANCE DATA

Beam angle	6°
Luminous flux	2246 lm
Peak intensity	86427 cd
Light source	SMD
LED power	45 W
Luminous efficacy	50 lm/W
Dynamic power	50 W
CCT	2700K 3000K 4000K



Distance	Beam Diameter	Intensity
1m	0.11m	86427lx
2m	0.22m	21607lx
3m	0.33m	9603lx
4m	0.44m	5401lx
5m	0.55m	3457lx



| MECHANICAL & MOUNTING

IP	IP20	Lifetime	L90 50,000 hrs min
Adjustability	360° Pan, ±35° Tilt	Warranty	3 Years
Weight	~ 2.40kg	Accessories	Holder
Material	Aluminum	Mounting	Recessed
Power source	CV Power Supply		

| ORDER CODE

MODEL	POWER	CCT	BEAM ANGLE	DIM OPTIONS	MOTO OPTIONS	Finish
Luxlink701	50 50W	27 2700K 30 3000K 40 4000K	06 06°	C CASAMBI DMX DMX512 L Luxlink APP DALI DALI 010 0-10V	C CASAMBI DMX DMX512 L Luxlink APP	WH 白色 BK 黑色



The Luxlink701 is a compact yet powerful motorized light with remote control. Its minimalist design and small footprint make it an ideal solution for space-constrained environments, without compromising on light output or quality. The Luxlink701 offers three fixed color temperature (CCT) options, delivering up to 2100 lumens of brightness, with a variety of fixed beam choices. Additionally, the Lensvector-driven zoom function provides precise beam control and enhanced flexibility to meet diverse application needs.

| FEATURES

360° Panning, ±35° Tilt Electric Adjustment

- This device supports 350° panning and ±90° vertical tilting, allowing for flexible adjustment of the light's projection direction to meet various lighting needs.

Wireless Control

- Operates remotely via wireless control, offering a more flexible user experience.

Position And Lighting Scene Recall

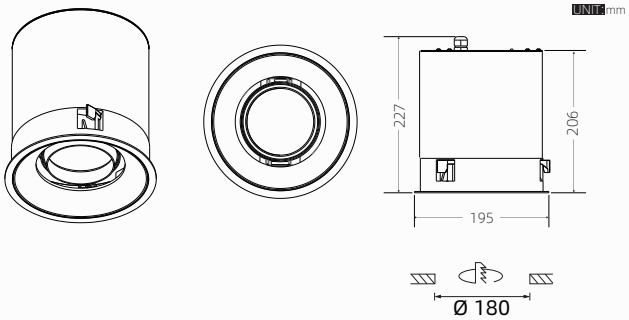
- The device supports a memory function, allowing for multiple preset positions and lighting scenes. These can be quickly recalled as needed, making it easy to switch between different lighting modes to suit varying environmental needs.

Compact Minimalist Design

- Featuring a modern minimalist design, the device has a clean, stylish appearance and a compact size, allowing it to seamlessly blend with various interior décor styles without taking up excessive space.

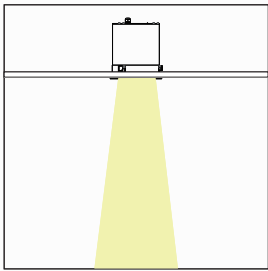
High-Quality Components

- All components are made using high-quality materials and advanced technology to ensure durability, stable long-term operation, and excellent performance for an enhanced user xperience.

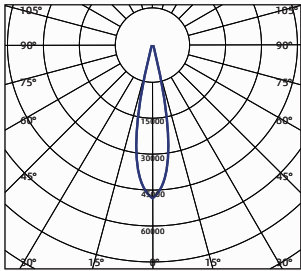


| PERFORMANCE DATA

Beam angle	10°
Luminous flux	2550 lm
Peak intensity	52955 cd
Light source	COB
LED power	45 W
Luminous efficacy	56 lm/W
Dynamic power	50 W
CCT	2700K 3000K 4000K



Distance (m)	Beam Diameter (m)	Intensity (lx)
1	0.18	52955lx
2	0.36	13239lx
3	0.54	5884lx
4	0.72	3310lx
5	0.90	2118lx



| MECHANICAL & MOUNTING

IP	IP20	Lifetime	L90 50,000 hrs min
Adjustability	360° Pan, ±35° Tilt	Warranty	3 Years
Weight	~ 2.40kg	Accessories	Holder
Material	Aluminum	Mounting	Recessed
Power source	CV Power Supply		

| ORDER CODE

MODEL	POWER	CCT	BEAM ANGLE	DIM OPTIONS	MOTO OPTIONS	Finish
Luxlink701	50 50W	27 2700K 30 3000K 40 4000K	10 10°	C CASAMBI DMX DMX512 L Luxlink APP DALI DALI 010 0-10V	C CASAMBI DMX DMX512 L Luxlink APP	WH 白色 BK 黑色