



Luxlink

702

5° / 9° / 10° ~40°



The Luxlink702 is a compact yet powerful motorized light with remote control. Its minimalist design and small footprint make it an ideal solution for space-constrained environments, without compromising on light output or quality. The Luxlink702 offers three fixed color temperature (CCT) options, delivering up to 2100 lumens of brightness, with a variety of fixed beam choices. Additionally, the Lensvector-driven zoom function provides precise beam control and enhanced flexibility to meet diverse application needs.

| FEATURES

360° Panning, ±35° Tilt Electric Adjustment

- This device supports 350° panning and ±90° vertical tilting, allowing for flexible adjustment of the light's projection direction to meet various lighting needs.

Wireless Control

- Operates remotely via wireless control, offering a more flexible user experience.

Position And Lighting Scene Recall

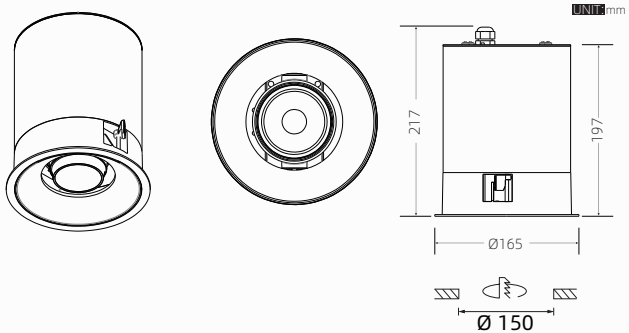
- The device supports a memory function, allowing for multiple preset positions and lighting scenes. These can be quickly recalled as needed, making it easy to switch between different lighting modes to suit varying environmental needs.

Compact Minimalist Design

- Featuring a modern minimalist design, the device has a clean, stylish appearance and a compact size, allowing it to seamlessly blend with various interior décor styles without taking up excessive space.

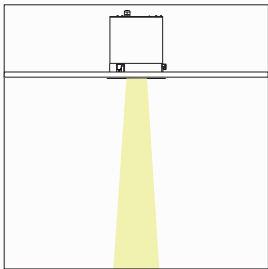
High-Quality Components

- All components are made using high-quality materials and advanced technology to ensure durability, stable long-term operation, and excellent performance for an enhanced user xperience.

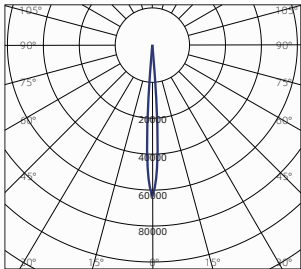


| PERFORMANCE DATA

Beam angle	5°
Luminous flux	735 lm
Peak intensity	61770 cd
Light source	SMD
LED power	20 W
Luminous efficacy	37 lm/W
Dynamic power	25 W
CCT	2700K 3000K 3500K 4000K



Distance	Beam Diameter	Beam Angle	LED Power
1m	0.1m	25W5°	61770lx
2m	0.2m	25W5°	15443lx
3m	0.3m	25W5°	6864lx
4m	0.4m	25W5°	3861lx
5m	0.5m	25W5°	2470lx




| MECHANICAL & MOUNTING

IP	IP20	Lifetime	L90 50,000 hrs min
Adjustability	360° Pan, ±35° Tilt	Warranty	3 Years
Weight	~ 2.30kg	Accessories	Holder
Material	Aluminum	Mounting	Recessed
Power source	CV Power Supply		

| ORDER CODE

MODEL	POWER	CCT	BEAM ANGLE	DIM OPTIONS	MOTO OPTIONS	Finish
Luxlink702	25 25W	27 2700K 30 3000K 35 3500K 40 4000K	05 5°	C CASAMBI DMX DMX512 L Luxlink APP DALI DALI 010 0-10V	C CASAMBI DMX DMX512 L Luxlink APP	WH 白色 BK 黑色



The Luxlink702 is a compact yet powerful motorized light with remote control. Its minimalist design and small footprint make it an ideal solution for space-constrained environments, without compromising on light output or quality. The Luxlink702 offers three fixed color temperature (CCT) options, delivering up to 2100 lumens of brightness, with a variety of fixed beam choices. Additionally, the Lensvector-driven zoom function provides precise beam control and enhanced flexibility to meet diverse application needs.

| FEATURES

360° Panning, ±35° Tilt Electric Adjustment

- This device supports 350° panning and ±90° vertical tilting, allowing for flexible adjustment of the light's projection direction to meet various lighting needs.

Wireless Control

- Operates remotely via wireless control, offering a more flexible user experience.

Position And Lighting Scene Recall

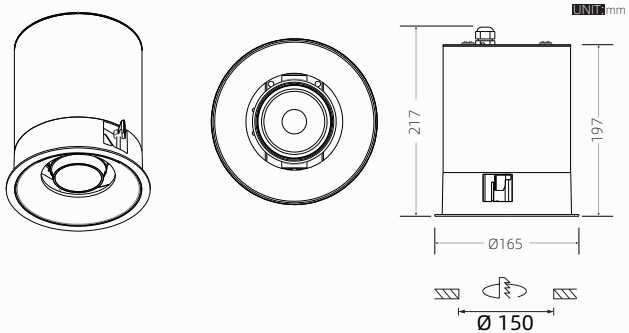
- The device supports a memory function, allowing for multiple preset positions and lighting scenes. These can be quickly recalled as needed, making it easy to switch between different lighting modes to suit varying environmental needs.

Compact Minimalist Design

- Featuring a modern minimalist design, the device has a clean, stylish appearance and a compact size, allowing it to seamlessly blend with various interior décor styles without taking up excessive space.

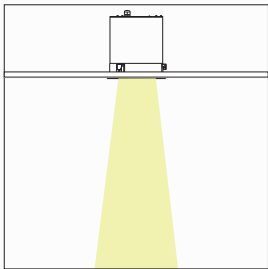
High-Quality Components

- All components are made using high-quality materials and advanced technology to ensure durability, stable long-term operation, and excellent performance for an enhanced user xperience.

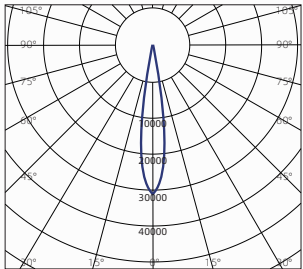


| PERFORMANCE DATA

Beam angle	9°
Luminous flux	1700 lm
Peak intensity	51000 cd
Light source	COB
LED power	20 W
Luminous efficacy	85 lm/W
Dynamic power	25 W
CCT	2700K 3000K 3500K 4000K



25W9° LED		
1m	0.17m	51000lx
2m	0.34m	12750lx
3m	0.52m	5667lx
4m	0.69m	3187lx
5m	0.86m	2040lx



| MECHANICAL & MOUNTING

IP	IP20	Lifetime	L90 50,000 hrs min
Adjustability	360° Pan, ±35° Tilt	Warranty	3 Years
Weight	~ 2.30kg	Accessories	Holder
Material	Aluminum	Mounting	Recessed
Power source	CV Power Supply		

| ORDER CODE

MODEL	POWER	CCT	BEAM ANGLE	DIM OPTIONS	MOTO OPTIONS	Finish
Luxlink702	25 25W	27 2700K 30 3000K 35 3500K 40 4000K	05 9°	C CASAMBI DMX DMX512 L Luxlink APP DALI DALI 010 0-10V	C CASAMBI DMX DMX512 L Luxlink APP	WH 白色 BK 黑色



The Luxlink702 is a compact yet powerful motorized light with remote control. Its minimalist design and small footprint make it an ideal solution for space-constrained environments, without compromising on light output or quality. The Luxlink702 offers three fixed color temperature (CCT) options, delivering up to 2100 lumens of brightness, with a variety of fixed beam choices. Additionally, the Lensvector-driven zoom function provides precise beam control and enhanced flexibility to meet diverse application needs.

| FEATURES

360° Panning, ±35° Tilt Electric Adjustment

- This device supports 350° panning and ±90° vertical tilting, allowing for flexible adjustment of the light's projection direction to meet various lighting needs.

Wireless Control

- Operates remotely via wireless control, offering a more flexible user experience.

Position And Lighting Scene Recall

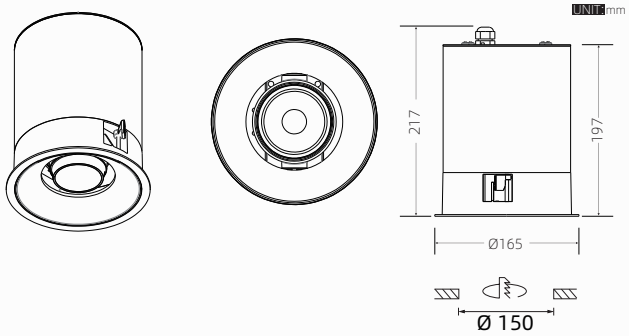
- The device supports a memory function, allowing for multiple preset positions and lighting scenes. These can be quickly recalled as needed, making it easy to switch between different lighting modes to suit varying environmental needs.

Compact Minimalist Design

- Featuring a modern minimalist design, the device has a clean, stylish appearance and a compact size, allowing it to seamlessly blend with various interior décor styles without taking up excessive space.

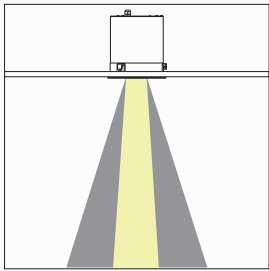
High-Quality Components

- All components are made using high-quality materials and advanced technology to ensure durability, stable long-term operation, and excellent performance for an enhanced user xperience.

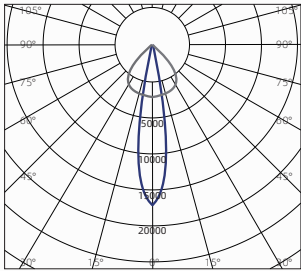


| PERFORMANCE DATA

Beam angle	10°-40°
Luminous flux	1650 lm
Peak intensity	16920 cd
Light source	COB
LED power	20 W
Luminous efficacy	82 lm/W
Dynamic power	25 W
CCT	2700K 3000K 3500K 4000K



25W 10°-40°	LED
1m 0.17m 16920lx 2559lx	
2m 0.34m 4230lx 640lx	
3m 0.52m 1880lx 285lx	
4m 0.69m 1058lx 160lx	
5m 0.86m 677lx 103lx	



| MECHANICAL & MOUNTING

IP	IP20
Adjustability	360° Pan, ±35° Tilt
Weight	~ 2.30kg
Material	Aluminum
Power source	CV Power Supply

Lifetime	L90 50,000 hrs min
Warranty	3 Years
Accessories	Holder
Mounting	Recessed

| ORDER CODE

MODEL	POWER	CCT	BEAM ANGLE	DIM OPTIONS	MOTO OPTIONS	Finish
Luxlink702	25 25W	27 2700K 30 3000K 35 3500K 40 4000K	Z 10°-40°	C CASAMBI DMX DMX512 L Luxlink APP DALI DALI 010 0-10V	C CASAMBI DMX DMX512 L Luxlink APP	WH 白色 BK 黑色