



Luxlink

703

12° / 24° / 36°



The Luxlink703 is a compact yet powerful motorized light with remote control. Its minimalist design and small footprint make it an ideal solution for space-constrained environments, without compromising on light output or quality. The Luxlink703 offers three fixed color temperature (CCT) options, delivering up to 2100 lumens of brightness, with a variety of fixed beam choices. Additionally, the Lensvector-driven zoom function provides precise beam control and enhanced flexibility to meet diverse application needs.

| FEATURES

360° Panning, ±35° Tilt Electric Adjustment

- This device supports 350° panning and ±90° vertical tilting, allowing for flexible adjustment of the light's projection direction to meet various lighting needs.

Wireless Control

- Operates remotely via wireless control, offering a more flexible user experience.

Position And Lighting Scene Recall

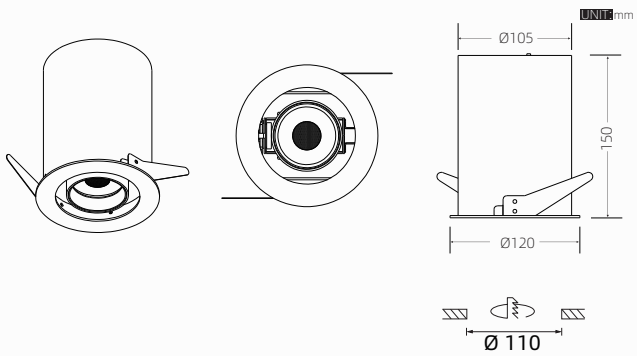
- The device supports a memory function, allowing for multiple preset positions and lighting scenes. These can be quickly recalled as needed, making it easy to switch between different lighting modes to suit varying environmental needs.

Compact Minimalist Design

- Featuring a modern minimalist design, the device has a clean, stylish appearance and a compact size, allowing it to seamlessly blend with various interior décor styles without taking up excessive space.

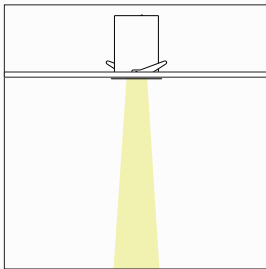
High-Quality Components

- All components are made using high-quality materials and advanced technology to ensure durability, stable long-term operation, and excellent performance for an enhanced user xperience.

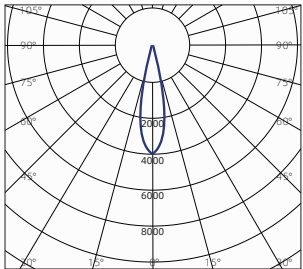


| PERFORMANCE DATA

Beam angle	12°
Luminous flux	530 lm
Peak intensity	12346 cd
Light source	COB
LED power	13 W
Luminous efficacy	50 lm/W
Dynamic power	18 W
CCT	2700K 3000K 3500K 4000K



Distance	Beam Diameter	LED Power
1m	0.27m	12346 lx
2m	0.54m	3086 lx
3m	0.81m	1371 lx
4m	1.08m	771 lx
5m	1.35m	493 lx



| MECHANICAL & MOUNTING

IP	IP20	Lifetime	L90 50,000 hrs min
Adjustability	360° Pan, ±35° Tilt	Warranty	3 Years
Weight	~ 1.30kg	Accessories	Holder
Material	Aluminum	Mounting	Recessed
Power source	CV Power Supply		

| ORDER CODE

MODEL	POWER	CCT	BEAM ANGLE	DIM OPTIONS	MOTO OPTIONS	Finish
Luxlink703	18 18W	27 2700K 30 3000K 35 3500K 40 4000K	12 12°	C CASAMBI DMX DMX512 L Luxlink APP DALI DALI 010 0-10V	C CASAMBI DMX DMX512 L Luxlink APP	WH 白色 BK 黑色



The Luxlink703 is a compact yet powerful motorized light with remote control. Its minimalist design and small footprint make it an ideal solution for space-constrained environments, without compromising on light output or quality. The Luxlink703 offers three fixed color temperature (CCT) options, delivering up to 2100 lumens of brightness, with a variety of fixed beam choices. Additionally, the Lensvector-driven zoom function provides precise beam control and enhanced flexibility to meet diverse application needs.

| FEATURES

360° Panning, ±35° Tilt Electric Adjustment

- This device supports 350° panning and ±90° vertical tilting, allowing for flexible adjustment of the light's projection direction to meet various lighting needs.

Wireless Control

- Operates remotely via wireless control, offering a more flexible user experience.

Position And Lighting Scene Recall

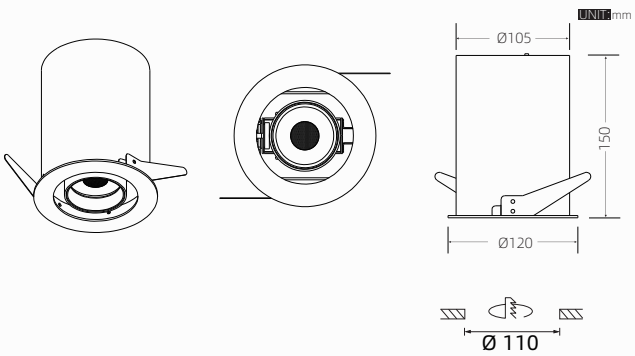
- The device supports a memory function, allowing for multiple preset positions and lighting scenes. These can be quickly recalled as needed, making it easy to switch between different lighting modes to suit varying environmental needs.

Compact Minimalist Design

- Featuring a modern minimalist design, the device has a clean, stylish appearance and a compact size, allowing it to seamlessly blend with various interior décor styles without taking up excessive space.

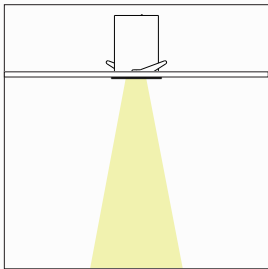
High-Quality Components

- All components are made using high-quality materials and advanced technology to ensure durability, stable long-term operation, and excellent performance for an enhanced user xperience.

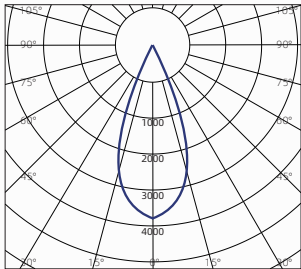


| PERFORMANCE DATA

Beam angle	24°
Luminous flux	712 lm
Peak intensity	4780 cd
Light source	COB
LED power	13 W
Luminous efficacy	61 lm/W
Dynamic power	18 W
CCT	2700K 3000K 3500K 4000K



18W 24° LED		
1m	0.35m	4780lx
2m	0.70m	1195 lx
3m	1.05m	531lx
4m	1.40m	298lx
5m	1.75m	191lx



| MECHANICAL & MOUNTING

IP	IP20	Lifetime	L90 50,000 hrs min
Adjustability	360° Pan, ±35° Tilt	Warranty	3 Years
Weight	~ 1.30kg	Accessories	Holder
Material	Aluminum	Mounting	Recessed
Power source	CV Power Supply		

| ORDER CODE

MODEL	POWER	CCT	BEAM ANGLE	DIM OPTIONS	MOTO OPTIONS	Finish
Luxlink703	18 18W	27	24 24°	C	CASAMBI DMX512 Luxlink APP DALI 0-10V	WH 白色 BK 黑色
		30		DMX		
		35		L		
		40		DALI		



The Luxlink703 is a compact yet powerful motorized light with remote control. Its minimalist design and small footprint make it an ideal solution for space-constrained environments, without compromising on light output or quality. The Luxlink703 offers three fixed color temperature (CCT) options, delivering up to 2100 lumens of brightness, with a variety of fixed beam choices. Additionally, the Lensvector-driven zoom function provides precise beam control and enhanced flexibility to meet diverse application needs.

| FEATURES

360° Panning, ±35° Tilt Electric Adjustment

- This device supports 350° panning and ±90° vertical tilting, allowing for flexible adjustment of the light's projection direction to meet various lighting needs.

Wireless Control

- Operates remotely via wireless control, offering a more flexible user experience.

Position And Lighting Scene Recall

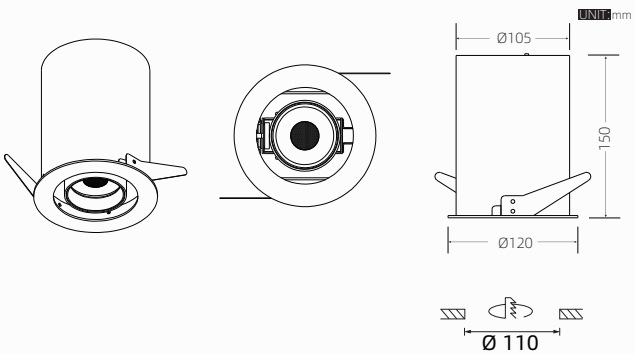
- The device supports a memory function, allowing for multiple preset positions and lighting scenes. These can be quickly recalled as needed, making it easy to switch between different lighting modes to suit varying environmental needs.

Compact Minimalist Design

- Featuring a modern minimalist design, the device has a clean, stylish appearance and a compact size, allowing it to seamlessly blend with various interior décor styles without taking up excessive space.

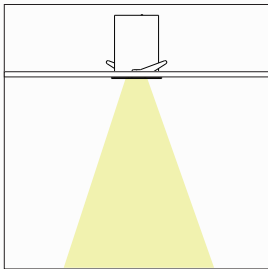
High-Quality Components

- All components are made using high-quality materials and advanced technology to ensure durability, stable long-term operation, and excellent performance for an enhanced user xperience.

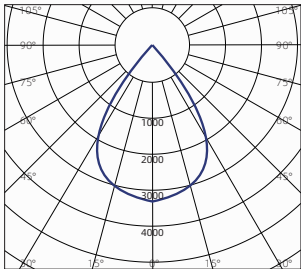


| PERFORMANCE DATA

Beam angle	36°
Luminous flux	820 lm
Peak intensity	1685 cd
Light source	COB
LED power	13 W
Luminous efficacy	65 lm/W
Dynamic power	18 W
CCT	2700K 3000K 3500K 4000K



	18W 36°	LED
1m	0.52m	1685lx
2m	1.04m	422lx
3m	1.56m	188lx
4m	2.08m	105lx
5m	2.60m	68lx



| MECHANICAL & MOUNTING

IP	IP20	Lifetime	L90 50,000 hrs min
Adjustability	360° Pan, ±35° Tilt	Warranty	3 Years
Weight	~ 1.30kg	Accessories	Holder
Material	Aluminum	Mounting	Recessed
Power source	CV Power Supply		

| ORDER CODE

MODEL	POWER	CCT	BEAM ANGLE	DIM OPTIONS	MOTO OPTIONS	Finish
Luxlink703	18 18W	27 2700K 30 3000K 35 3500K 40 4000K	36 36°	C CASAMBI DMX DMX512 L Luxlink APP DALI DALI 010 0-10V	C CASAMBI DMX DMX512 L Luxlink APP	WH 白色 BK 黑色